

DEMOGRAPHICS

In the New Mexico 2009 Youth Risk & Resiliency Survey, 8,243 Native American students in grades 6-12 ages answered the questions about alcohol use.

High School Students

Female = 1,938
Male = 2,012
Not identified = 14
Total 3,964

Middle School Students

Female = 2,102
Male = 2,167
Not identified = 10
Total 4,279

DEFINITIONS

A "Smoker" is defined as anyone who smoked at least one cigar or smoked cigarettes more than 5 days, during the past 30 days.

A "Tobacco User" is defined as anyone who smoked at least one cigar or smoked cigarettes more than 5 days or used smokeless tobacco in the past 30 days.

For this report only variables that had a p value of $>.005$ were used. If a variable was significant for only one sex then only the results for that sex was reported.



Albuquerque Area Southwest Tribal Epidemiology Center

This report presents Native American youth aggregate results from the 2009 New Mexico Youth Risk and Resiliency Survey (YRRS) for all Middle and High school that that participated YRRS including the Southwest Tribal Youth Project (SWTYP) schools. For more information about the SWTYP contact the Albuquerque Area Southwest Tribal Epidemiology Center at 962-2602 or go to www.aastec.net.

For more information the YRRS:

Dan Green, M.P.H.

Epidemiology and Response Division, NM DOH
Dan.Green@state.nm.us
(505)476-1779

William O. Blair, Ph.D.

School and Family Support
Bureau, NM PED
williamowen.blair@state.nm.us
(505) 827-1807

www.YouthRisk.org
<http://nmhealth.org/ERD/HealthData/yrrs.shtml>

Linda J. Peñaloza, Ph.D.

University of New Mexico
Prevention Research Center
LPenalozas@salud.unm.edu
505-272-4462



Healthy Choices, Healthy Students

Tobacco-Related Behaviors Among Native American Youth in New Mexico 2009

Youth Risk & Resiliency Survey

OVERVIEW

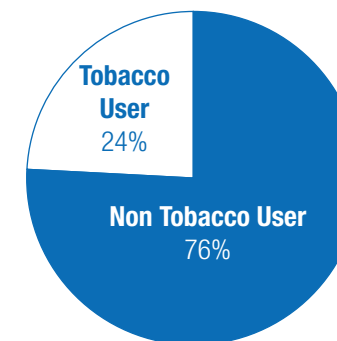
Students who use tobacco were more likely to drink, be in a fight, consider suicide, use marijuana and have had sex.

Student who do NOT use tobacco were more likely to get A's & B's, have parents who know where they are and are involved in extra-curricular activities.

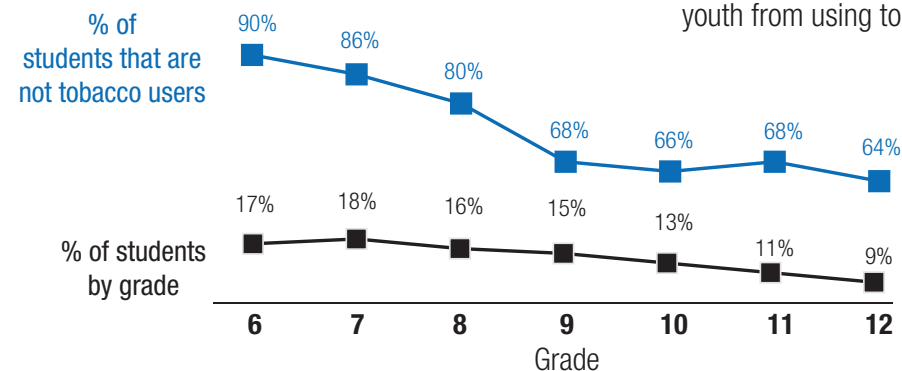
The tobacco use questions on the YRRS do not distinguish between Native American ceremonial or traditional use from other uses.

1 out of 4 Students use Tobacco*

*as defined on the back

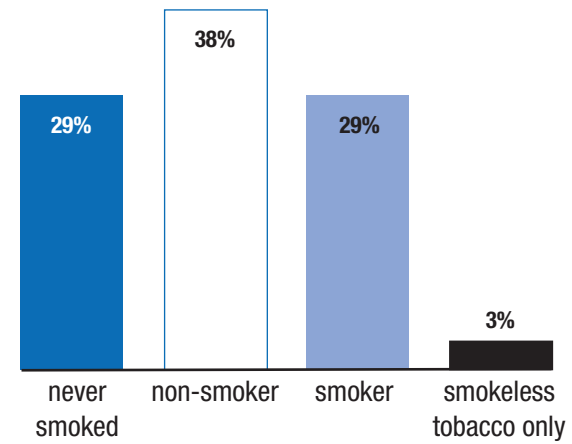


The percentage of students that classify as non-tobacco users decreases slight with each grade. Fortunately, there are behaviors that might act as warning signs and protective factors that can help keep Native American youth from using tobacco.

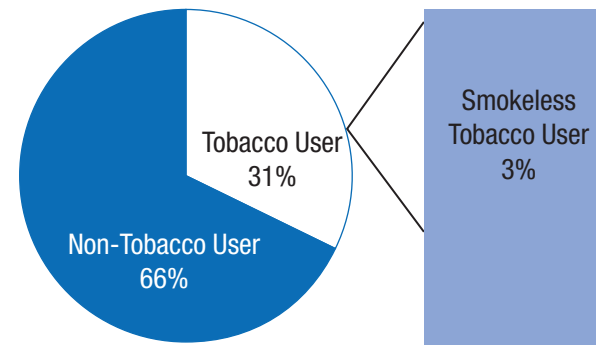


Native American High School Students in New Mexico

85% Parents think it is wrong for them to smoke cigarettes

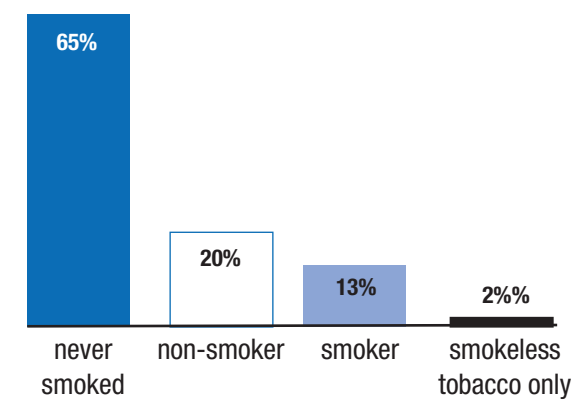


1 in 11 Students Smoke at School

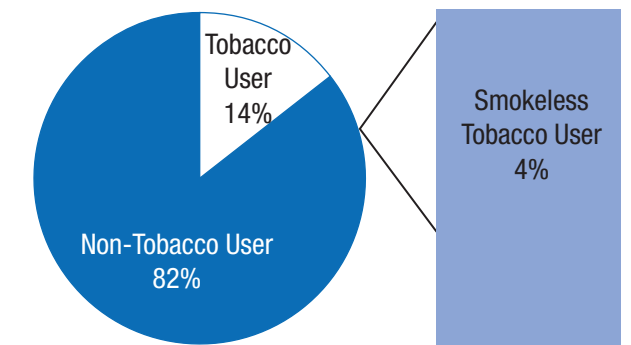


Native American Middle School Students in New Mexico

85% Parents think it is wrong for them to smoke cigarettes



1 in 11 Students Smoke at School



Protective Factors

- ▶ **70% Nonsmokers**
- ▶ 69% get A's & B's
- ▶ 92% Parent think it is wrong for them to smoke cigarettes
- ▶ 68% Parents interest in school work
- ▶ 76% Parents listened to them
- ▶ 59% Parents talk with them about their problems
- ▶ 85% Parent expect them to follow the rules
- ▶ 85% Parent believe they will be successful
- ▶ 66% Have teachers who care
- ▶ 62% Have a teacher who listens
- ▶ 72% Have teachers who praise them
- ▶ 76% Have teacher who believe they will be successful
- ▶ 72% Boys have adult in community that care about them.
- ▶ 73% Have an adult community member they trust
- ▶ 85% Have clear family rules about their behavior
- ▶ 88% Plan to attend college
- ▶ 60% Involved in extra-curricular activities
- ▶ 80% Parents know where they are

Warning Factors

- ▶ **30% Smokers**
- ▶ 18% get D's & F's
- ▶ 29% Drove after drinking alcohol
- ▶ 19% Carried a weapon to school
- ▶ 63% have been in a physical fight
- ▶ 27% Fought at school
- ▶ 15% Forced to have sex
- ▶ 25% Girls bullied at school
- ▶ 40% Sad for 2 weeks
- ▶ 55% Girls 30% Boys
- ▶ 26% Consider Suicide
- ▶ 64% Drink Alcohol
- ▶ 71% Currently Use Marijuana
- ▶ 18% Currently Use Cocaine
- ▶ 18% Currently Use Inhalants
- ▶ 13% Have used Heroin
- ▶ 17% Have used Meth
- ▶ 28% Have used Ecstasy
- ▶ 32% Have used pain killers to get high
- ▶ 13% Injected drugs
- ▶ 77% Have had sex – 54% Sexually active

Protective Factors

- ▶ **87% Nonsmokers**
- ▶ 75% get A's & B's
- ▶ 76% Parents listened to them
- ▶ 63% Parents talk with them about their problems
- ▶ 85% Have clear school rules
- ▶ 82% Parents know where they are
- ▶ 60% Involved in community activities

Warning Factors

- ▶ **13% Smokers**
- ▶ 20% get D's & F's
- ▶ 81% have been in a physical fight
- ▶ 44% Seriously thought about killing themselves
- ▶ 64% Drink Alcohol
- ▶ 55% Use Marijuana
- ▶ 23% Used Cocaine
- ▶ 38% Used Inhalants
 - Girls 47%
 - Boys 30%
- ▶ 9% Injected Drugs
- ▶ 47% Have had sex
- ▶ 43% Friends get in trouble

