

## DEMOGRAPHICS

In the New Mexico 2009 Youth Risk & Resiliency Survey, 7,405 Native American students in grades 6-12 ages answered the questions about alcohol use.

### High School Students

Female = 1,942  
Male = 1,982  
Not identified = 9  
Total 3,943

### Middle School Students

Female = 1,717  
Male = 1,735  
Not identified = 10  
Total 3,462

## DEFINITIONS

“Never Drinkers” are students that have never had more than a few sips of alcohol

“Non-Drinkers” are students who drank but not in the last 30 days

“Drinkers” are students have had at least one drink in the last 30 days.

For this report only variables that had a p value of  $>.005$  were used.  
If a variable was significant for only one sex then only the results for that sex was reported.



### Albuquerque Area Southwest Tribal Epidemiology Center

This report presents Native American youth aggregate results from the 2009 New Mexico Youth Risk and Resiliency Survey (YRRS) for all Middle and High school that that participated YRRS including the Southwest Tribal Youth Project (SWTYP) schools. For more information about the SWTYP contact the Albuquerque Area Southwest Tribal Epidemiology Center at 962-2602 or go to [www.aastec.net](http://www.aastec.net).

### For more information the YRRS:

#### Dan Green, M.P.H.

Epidemiology and Response Division, NM DOH  
Dan.Green@state.nm.us  
(505)476-1779

#### William O. Blair, Ph.D.

School and Family Support  
Bureau, NM PED  
williamowen.blair@state.nm.us  
(505) 827-1807

#### Linda J. Peñaloza, Ph.D.

University of New Mexico  
Prevention Research Center  
LPenaloz@salud.unm.edu  
505-272-4462

[www.YouthRisk.org](http://www.YouthRisk.org)

<http://nmhealth.org/ERD/HealthData/yrrs.shtml>



# Healthy Choices, Healthy Students

## Alcohol-Related Behaviors Among Native American Youth in New Mexico

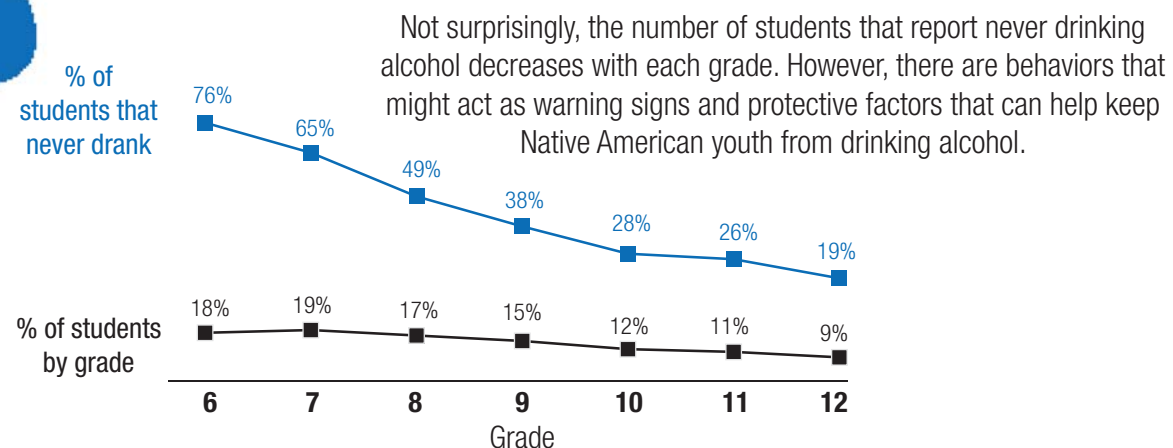
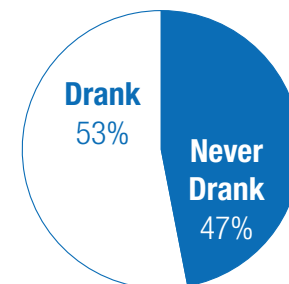
### 2009 YRRS Youth Risk & Resiliency Survey

### OVERVIEW

Students who use alcohol were more likely to binge drink, be in a fight, consider suicide, smoke cigars, use marijuana and have had sex.

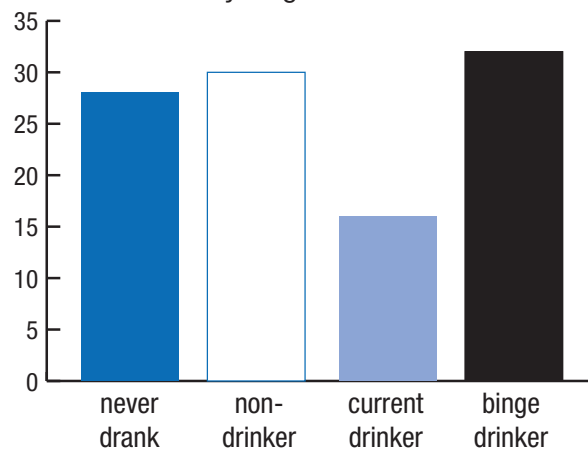
Student who did NOT use alcohol were more likely to think drinking is wrong, have parents who think it is wrong to drink, listen to them, know where they are and have clear rules and standards about their behavior.

Almost half of all students had NEVER had more than a few sips of alcohol

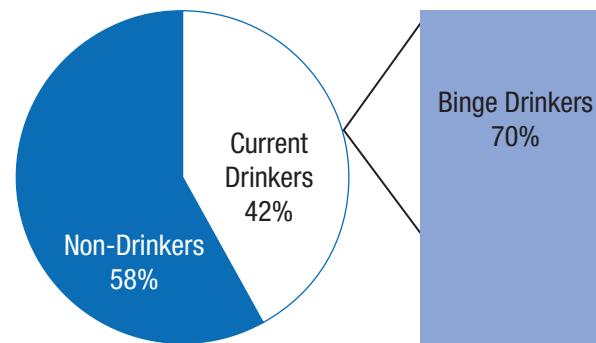


## Native American High School Students in New Mexico

31% of students said it was easy to very easy to get alcohol

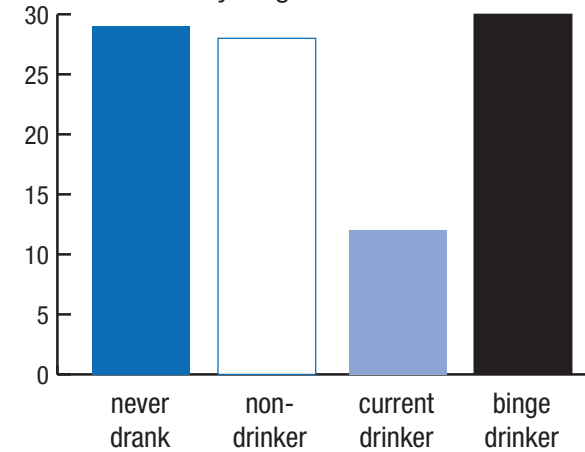


70% of the Drinkers are Binge Drinkers

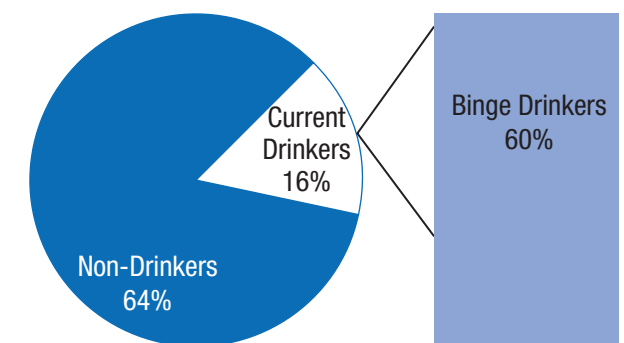


## Native American Middle School Students in New Mexico

28% of students said it was easy to very easy to get alcohol



60% of the Drinkers are Binge Drinkers



### 58% Non-Drinkers: Protective Factors

- 89% Adults in community think drinking is wrong or very wrong
- 94% Parents think it wrong to drink
- 84% Think it's wrong for kids their age to drink
- 80% Think people risk harming themselves moderately to greatly by drinking 1 to 2 daily
- 83% Girls have an adult at home interested in their school work
- 68% Have an adult at home who listens to the problems
- 86% Have an adult that expects them to follow the rules
- 87% Girls have an adult who believes they will be a success
- 67% Have a teacher that cares about them
- 63% Boys have a teacher who listens
- 73% Girls have a teacher who praise them
- 82% Parents know where they are
- 83% Have clear rules about drug and alcohol use
- 84% Have clear rules and standards for their behavior
- 90% Plan to go to college
- 61% Involved in school sports/club
- 46% Girls are involved in community activities

### 42% Drinkers: Warning Factors

- 13% Get mostly D's & F's
- 14% Carried a weapon to school
  - Girls 9%
  - Boys 19%
- 58% Were in a fight in the last year
  - Girls 50%
  - Boys 65%
- 13% Were hit by a girl/boy friend
- 11% Were forced to have sex
- 40% Felt sad for 2 weeks
  - Girls 51%
  - Boys 27%
- 25% Considered suicide in past year
- 20% Made a suicide plan in past year
- 20% Attempted suicide in past year
- 18% Smoke at School
- 16% Use smokeless tobacco
  - Girls 6%
  - Boys 26%

- 38% Smoked Cigars
  - Girls 29%
  - Boys 48%
- 52% Tried Marijuana before age 13
- 88% Have tried marijuana
- 67% Currently use marijuana
- 30% Currently used Marijuana at school
- 30% Used Cocaine
- 15% Used Inhalants
- 8% Used Heroin
- 12% Used Meth
- 24% Used Ecstasy
- 29% Used Pain Killers
- 76% Have had sex
- 53% Are currently sexually active
- 54% Skipped or Ditch School

### 84% Non-Drinkers: Protective Factors

- 96% Parents think it wrong to drink
- 92% Think it's wrong for kids their age to drink
- 75% Think people risk harming themselves moderately to greatly by drinking 1 to 2 daily
- 50% Have a teacher that cares about them
- 77% Have an adult at home who listens to the problems
- 64% Have Parents that talks with them
- 83% Parents know where they are
- 86% Have clear rules at school
- 84% Have clear rules and standards for their behavior
- Girls 62% Involved in school or community sports/club/ activities

### 16% Drinkers: Warning Factors

- 17% Get mostly D's & F's
- 80% Were in a fight in the last year
- 48% Seriously considered suicide
  - Girls 60%
  - Boys 34.4%
- 33% Made a suicide plan
  - Girls 43%
  - Boys 23%
- 28% Attempted suicide
- 14% Smoke at School
- 18% Use smokeless tobacco
  - Girls 15%
  - Boys 23%
- 34% Smoked Cigars
  - Girls 29%
  - Boys 40%
- 66% Have tried marijuana
- 52% Currently use marijuana
- 21% Used Cocaine
- 37% Used Inhalants
- 6% Injected Drugs
- 41% Have had sex
- 24% Have had sex with 2 or more people
- 41% Friends get into a lot of trouble