

**County Substance Abuse  
Epidemiological Profile**

# **Doña Ana County**



**October 2011**



## Acknowledgements

This document was prepared under the direction of the New Mexico Human Services Department (HSD) Behavioral Health Services Division (BHSD) Office of Substance Abuse Prevention (OSAP), and guidance of the Statewide Epidemiological and Outcomes Workgroup, by Coop Consulting, Inc.. It was supported by an award to the New Mexico Human Service Department, Behavioral Health Services Division, Office of Substance Abuse Prevention from the federal Substance Abuse and Mental Health Services Administration (SAMHSA) and managed by Synectics.

Special thanks is given to the New Mexico Department of Health (NM DOH), Epidemiology and Response Division (ERD) Substance Abuse Epidemiology Program and their tireless work updating the Statewide Substance Abuse Epidemiological Profile, and the NM DOH ERD Survey Unit's equally ambitious work on the Youth Risk and Resiliency Survey. This document would not have been possible without their data, efforts, and input along the way.

Additionally, the members and participants of the Statewide Epidemiological and Outcomes Workgroup (SEOW) provided valuable and insightful feedback and recommendations to strengthen this County level profile. Every member is owed many thanks!

Lastly, the staff at HSD BHSD OSAP have provided enormous support for this project and invaluable suggestions and additions. Special thanks go to Karen Cheman, Pamela Espinoza, Harrison Kinney and Daphne Rood-Hopkins, who helped shape and inform the County level substance abuse epidemiological profiles.

**This document can be accessed here: <http://www.nmprevention.org/index.htm>**

## Statewide Epidemiological and Outcomes Workgroup

The New Mexico Statewide Epidemiological and Outcomes Workgroup (SEOW) addresses behavioral health needs and supports state systems, schools, communities, and tribes in preventing substance abuse, dependency and related problems by identifying, collecting, analyzing and disseminating data that describes the prevalence, severity, consumption and consequences of alcohol, tobacco and other drug use in New Mexico.

Members include: Karen Cheman, Daphne-Rood Hopkins, Lelah Larson, Kim Horan, Nancy Michalk, Letty Rutledge and Sharon Ebert from HSD BHSD; Jim Roeber, Tierney Murphy, Dan Green and Nina Shah from NM DOH ERD; Glenn Wieringa from Traffic Safety Bureau; Martha Waller, Liz Lilliot and Lei Zhang from PIRE; Katherine Courtney from CYFD; Nadine Tafoya and Ann DeVecchio from the prevention community; Brenda Martinez from OptumHealth NM; Ron Lopez and Nancy Sanchez from the US Attorney's office; and it is coordinated by Natalie Skogerboe and Michael Coop from Coop Consulting, Inc..

# New Mexico County Epidemiology Profile

## DOÑA ANA COUNTY

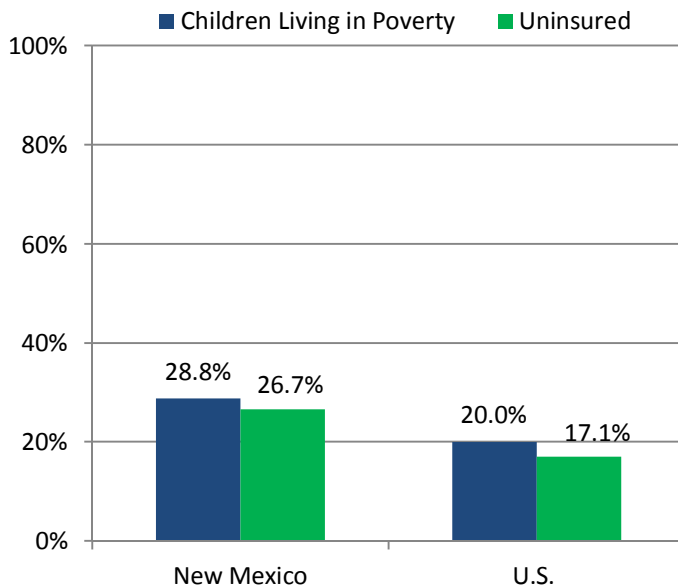
October 2011

### TABLE OF CONTENTS

Item	Page
<b>Introduction</b>	1
<b>Demographics</b>	1
<b>Substance Use &amp; Consequences</b>	2
ADULT	
- Binge Drinking	
- Heavy Drinking	
- Drinking and Driving	
- Alcohol Related Death	
- Alcohol Related Injury Death and AR Motor Vehicle Traffic Crash Death	
- Alcohol Related Chronic Disease Death and AR Chronic Liver Disease Death	
- Current Cigarette Use	
- Smoking Related Death	
- Drug Related Death	
YOUTH	
- Past 30 day Substance Use: Current Alcohol Use, Marijuana Use, Cigarette Use, Pain killers to get high, Cocaine, Ecstasy, Heroin, Methamphetamine	
<b>Resiliency &amp; Risk Measures</b>	12
YOUTH	
- Academic Preparedness & Effort (gets As and Bs, tries hard, comes to class prepared)	
- Caring Supportive Relationships (home, school, community, peer)	
- Expectations and Behavioral Boundaries (home, school, community, peer)	
- Violence (bullying, physical fights, forced to have sex, hit by boy/girlfriend)	
<b>Mental Health Measures</b>	14
ADULT	
- Current Depression	
- Frequent Mental Distress	
- Suicide Deaths	
YOUTH	
- Persistent Feelings of Sadness and Hopelessness	
- Considered and Attempted Suicide	
<b>Data Sources</b>	16
<b>Data Limitations</b>	17
<b>Conclusions</b>	17

## Context of New Mexico

When reviewing the data in this profile, it is important to understand the larger picture and the environmental factors that play a role in some of the negative findings. New Mexico is one of the poorest states in the country, and has a higher percentage of uninsured individuals than any state in the nation (according to 2009 US census data). Furthermore, many communities and populations in New Mexico have even higher poverty levels and higher rates of being uninsured.



Both of these factors have negative impacts on the health and safety of New Mexico communities. **Poverty** in the early years of a child's life, more than at any other time, has especially harmful effects on healthy development and well-being. Early childhood poverty has been linked to negative outcomes later in a young person's life, including teen pregnancy, substance abuse, and educational attainment.

**People living in poverty and/or without adequate health insurance often experience delays in accessing health care and have an increased risk of chronic disease and death from disease and injury.**

## Sources

<http://ibis.health.state.nm.us/docs/Framework2011.pdf>

US Census Bureau 2009 Quick Facts: <http://quickfacts.census.gov/qfd/states/35000.html>

# New Mexico County Epidemiology Profile

## DOÑA ANA COUNTY

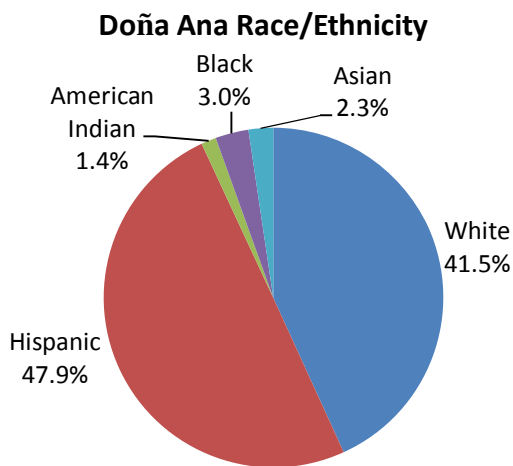
### Introduction

This community profile is intended to be used as a resource for New Mexico communities for data related to substance use and abuse. The profile covers relevant substance abuse data from a variety of sources at the county, state, and national levels for both youth and adults whenever possible. The profile contains the following data:

- **Consumption Data** – Consumption is the way in which people use substances (i.e. binge drinking and cigarette use). Information on alcohol, tobacco and other drug use is included for adults and youth.
- **Consequence Data** – Consequences are the problems caused by substance use or abuse (e.g. alcohol-related injury or chronic disease). Information on negative outcomes associated with substance use among adults and youth is provided.
- **Resiliency and Risk Factor Data** – Resiliency or protective factors are the strengths and assets that help protect individuals and communities from substance use, abuse and other problems. Risk factors are the things that increase one’s risk for substance abuse and related problems. Information on factors that influence substance use for youth are provided.
- **Mental Health Data** – Mental health is often closely related to substance use and other problems, including chronic disease. Those who are depressed or report frequent mental distress or thoughts of suicide are also more likely to use substances in risky ways than those who do not have mental health concerns.

### Demographics

Doña Ana County is the second-most populous county in the state, with 209,233 people, comprising 10% of the state’s population (2010 US Census data). The median household income in Doña Ana is \$35,541 and 24.8% of persons live below the federal poverty line.



Doña Ana County residents are primarily Hispanic (47.9%), and White (41.5%), followed by Blacks (3%) and Asians (2.3%). Compared to the US, Doña Ana County has a higher percentage of Hispanics, and American Indians, but fewer Blacks and Asians.

#### Doña Ana Population Breakdown:

- 50.8% Female
- 49.2% Male
- 7.6% Persons under 5 yrs
- 24.3% Persons under 18 yrs
- 12.3% Persons 65 yrs and Older

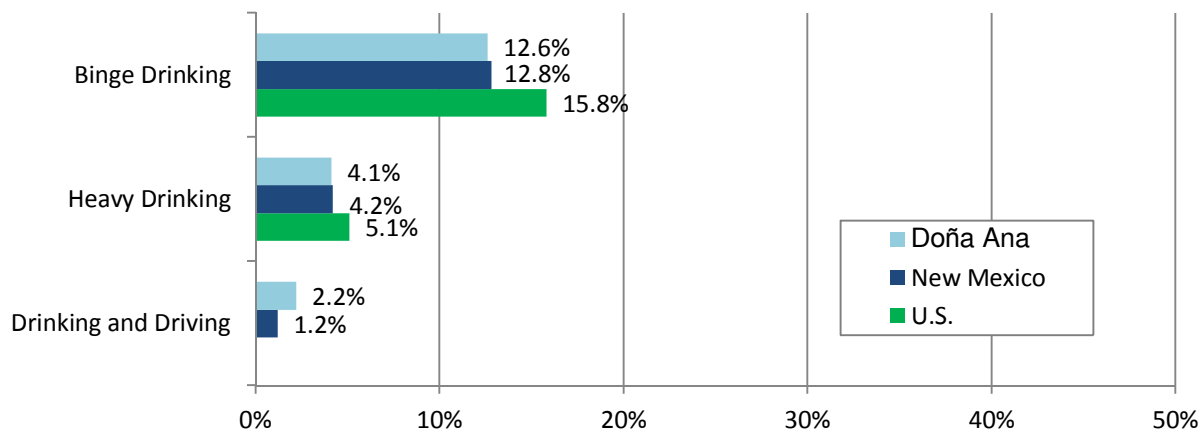
U.S. Demographics	White	Hispanic	Black	Asian	American Indian
	63.7%	16.3%	12.6%	4.8%	0.9%

## ALCOHOL USE & CONSEQUENCES

Alcohol consumption is the way in which people drink alcohol. According to the CDC ARDI system, 23% of suicide and 47% of homicide and a fraction of other violence such as domestic violence, crime, risky sexual behavior, falls and drug overdose are attributable to alcohol. **Binge drinking** is defined as having 5 or more drinks in one occasion, for men, or 4 or more drinks for women. **Heavy drinking** is defined as having more than 2 drinks per day for men, and more than one drink per day for females. **Drinking and driving** has been the focus of public health strategies in New Mexico over the past few decades. Great strides have been made and New Mexico has seen a 39% decrease in alcohol related motor vehicle crash deaths from 2004-2008, but alcohol is attributed to be the primary causal factor in nearly 45% of motor vehicle crash deaths among males aged 20-44 (2011 New Mexico Substance Abuse Epidemiology Profile).

### ADULT Alcohol Use & Drinking and Driving

BRFSS 2008 & 2009



SOURCE: 2011 New Mexico Substance Abuse Epidemiology Profile

Doña Ana County has similar prevalence of binge drinking to NM and slightly lower prevalence than the US. Despite these numbers, New Mexico suffers severe consequences for risky consumption.

Number and Percentage by Race/Ethnicity			BRFSS 2005-2009					
			White	Hispanic	American Indian	Black	Asian/Pacific Islander	TOTAL
Binge Drinking	Doña Ana	Number	3,409	13,575	--	--	--	18,403
		Percent	6.9	16.4		--	--	12.6
	New Mexico	Number	85,633	73,260	17,805	1,666	1,301	186,284
		Percent	12.0	13.8	16.2	7.1	7.7	12.8
Heavy Drinking	Doña Ana	Number	3,026	2,523	--	--	--	5,961
		Percent	6.1	3.1	--	--	--	4.1
	New Mexico	Number	36,062	18,974	2,172	614	0	59,882
		Percent	5.1	3.6	2.0	2.7	0.0	4.2
Drinking & Driving	Doña Ana	Number	916	2,101	--	--	--	3,018
		Percent	1.7	2.9	--	--	--	2.2
	New Mexico	Number	8,071	6,850	1,475	651	352	17,558
		Percent	1.1	1.3	1.4	3.5	1.3	1.2

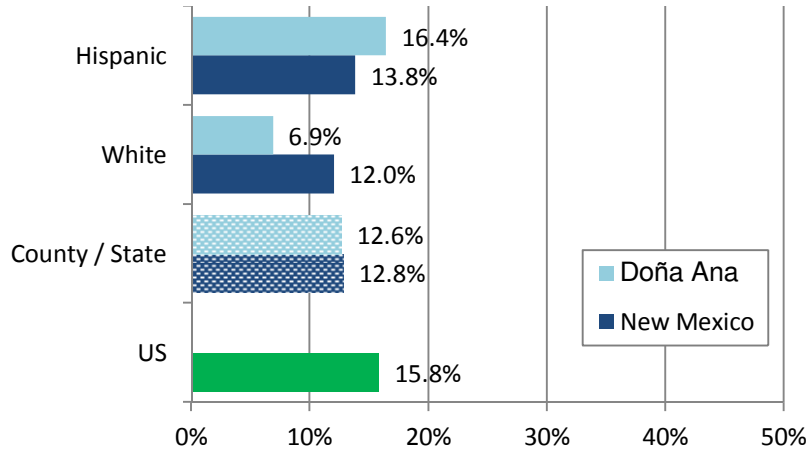
-- indicates the data were excluded because there were fewer than 50 respondents, making rates unreliable

## ALCOHOL USE & CONSEQUENCES (continued)

Binge drinking is an important indicator because it is closely linked with other problems and consequences, including motor vehicle crashes, alcohol-related injury and injury deaths, and violence (2011 New Mexico Substance Abuse Epidemiology Profile).

### ADULT Binge Drinking by Race/Ethnicity

BRFSS 2009

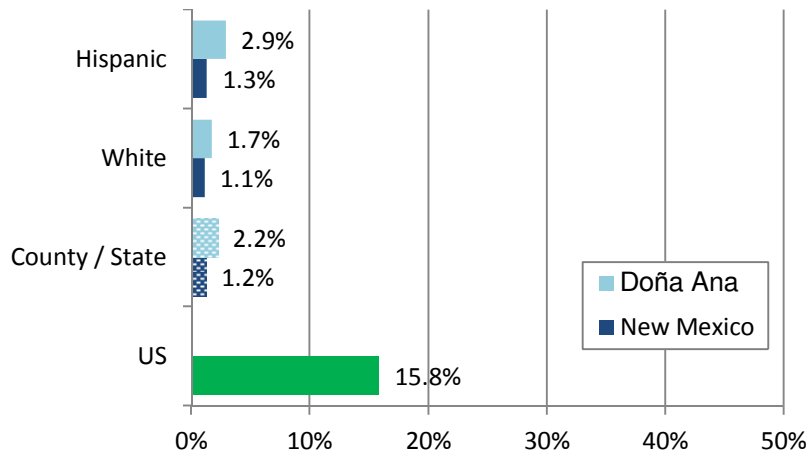


In Doña Ana County, Hispanics have the highest prevalence of binge drinking.

SOURCE: 2011 New Mexico Substance Abuse Epidemiology Profile

### ADULT Drinking and Driving (past 30 day) by Race/Ethnicity

BRFSS 2008



In Doña Ana County, incidences of drinking and driving are more prevalent in the Hispanic population; however the rate for all races in the county is lower than the national average.

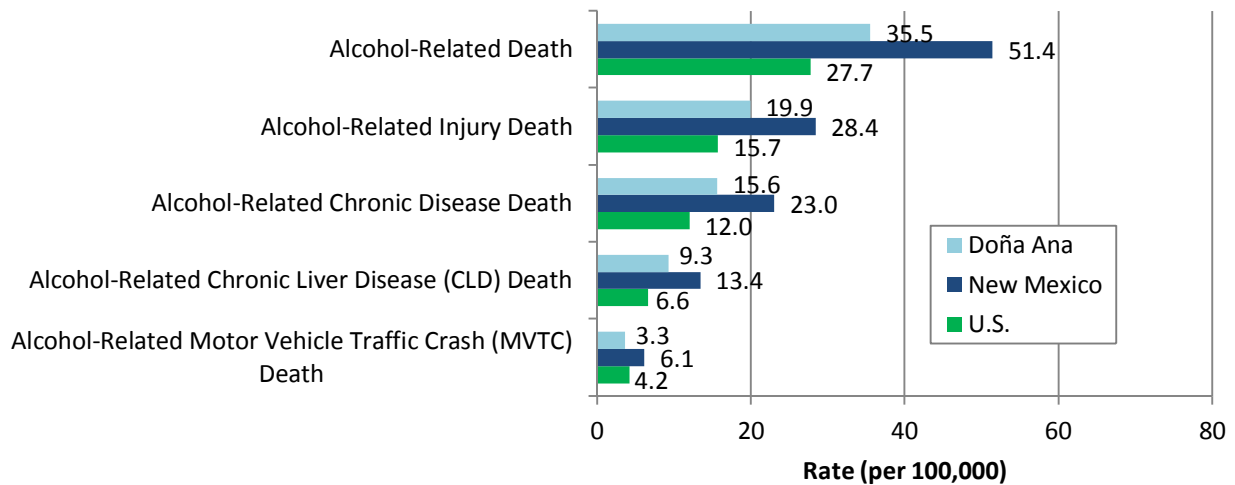
SOURCE: 2011 New Mexico Substance Abuse Epidemiology Profile

## ALCOHOL-RELATED DEATH

New Mexico suffers severe consequences from excessive alcohol use. The alcohol-related death rate has been among the highest in the nation for thirty years and has been the highest in the Nation since 1997. The main contributors to alcohol-related death in New Mexico are chronic disease and alcohol related injury (2011 New Mexico Substance Abuse Epidemiology Profile).

### Alcohol-Related Death

NM BVRHS 2005-2009



SOURCE: 2011 New Mexico Substance Abuse Epidemiology Profile

**Doña Ana County accounts for 6.2% of all alcohol-related death in New Mexico.**

Alcohol-Related Deaths and Rates by Race/Ethnicity			NM BVRHS 2005-2009					
			White	Hispanic	American Indian	Black	Asian/Pacific Islander	TOTAL
Alcohol-Related (AR) Deaths	Doña Ana County	Deaths	146	168	1	3	1	319
		Rates	38.8	34.0	--	--	--	35.5
	New Mexico	Deaths	2,069	2,056	898	68	21	5,111
		Rates	40.9	56.1	93.5	28.5	17.2	51.4
AR Injury Deaths	Doña Ana County	Deaths	83	85	1	1	1	172
		Rates	24.3	17.0	--	--	--	19.9
	New Mexico	Deaths	1,161	1,066	404	47	15	2,694
		Rates	25.1	28.5	39.7	18.5	12.8	28.4
AR Chronic Disease Deaths	Doña Ana County	Deaths	63	83	0	2	0	147
		Rates	14.5	17.0	--	--	--	15.6
	New Mexico	Deaths	908	990	494	20	6	2,417
		Rates	15.9	27.5	53.9	10.0	--	23.0
AR CLD Deaths	Doña Ana County	Deaths	29	60	0	0	0	89
		Rates	6.6	12.0	--	--	--	9.3
	New Mexico	Deaths	434	664	330	9	2	1,439
		Rates	7.4	17.9	35.7	--	--	13.4
AR MVTC Deaths	Doña Ana County	Deaths	10	24	0	0	0	35
		Rates	3.1	3.6	--	--	--	3.3
	New Mexico	Deaths	207	264	135	10	4	62
		Rates	4.8	6.1	11.7	3.6	--	6.1

-- Indicates the data were excluded because there were fewer than 2 deaths per year, making rates unreliable

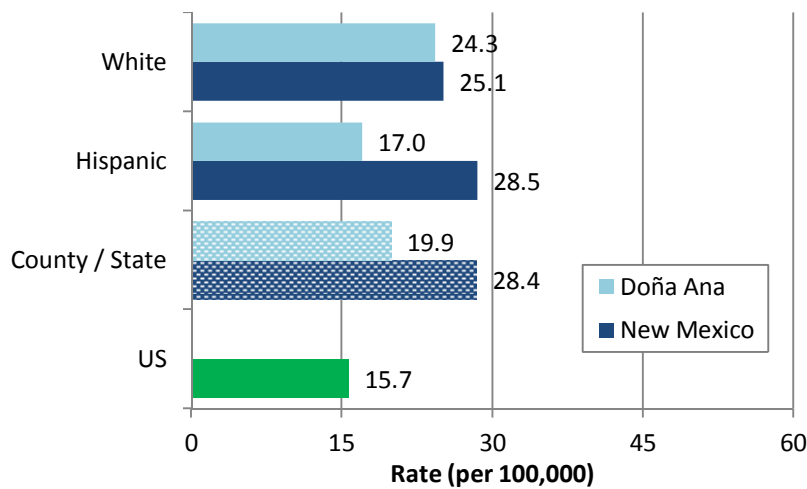


## ALCOHOL-RELATED INJURY DEATH

New Mexico's death rate for alcohol-related injury is 1.8 times the national rate and has been among the worst in the nation for the past twenty years. Heavy drinking and binge drinking are high-risk behaviors associated with numerous injuries, including motor vehicle crash fatalities, falls, homicide and suicide. The leading cause of alcohol-related injury death is alcohol-related motor vehicle traffic crash (MVTC) deaths. Historically, New Mexico's alcohol-related MVTC fatality rate has been the highest in the nation; however the rate has decreased 75% from 1982 to 2009 and fallen from 1<sup>st</sup> to 11<sup>th</sup> in the nation. This progress is attributable to a public health approach using a wide range of policy and preventive interventions (2011 New Mexico Substance Abuse Epidemiology Profile).

### Alcohol-Related Injury Death by Race/Ethnicity

NM BVRHS 2005-2009

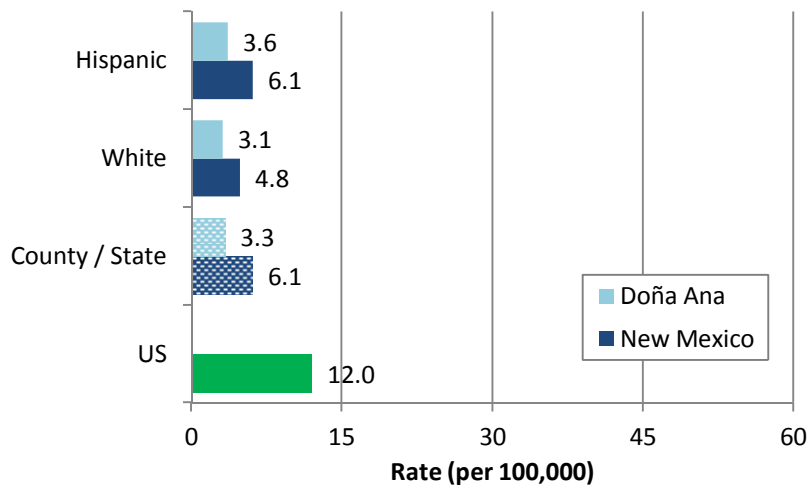


New Mexico has nearly twice the rate of the nation in alcohol-related injury death. In Doña Ana County the rate for alcohol-related injury of all races is 1.3 times the U.S. rate.

SOURCE: 2011 New Mexico Substance Abuse Epidemiology Profile

### Alcohol-Related Motor Vehicle Crash Death by Race/Ethnicity

NM BVRHS 2005-2009 & ARDI



The alcohol-related motor vehicle crash death rate for Hispanics in New Mexico is 27.5 per 100,000. In Doña Ana the rate for Hispanics is 17, which is 1.4 times the U.S. rate.

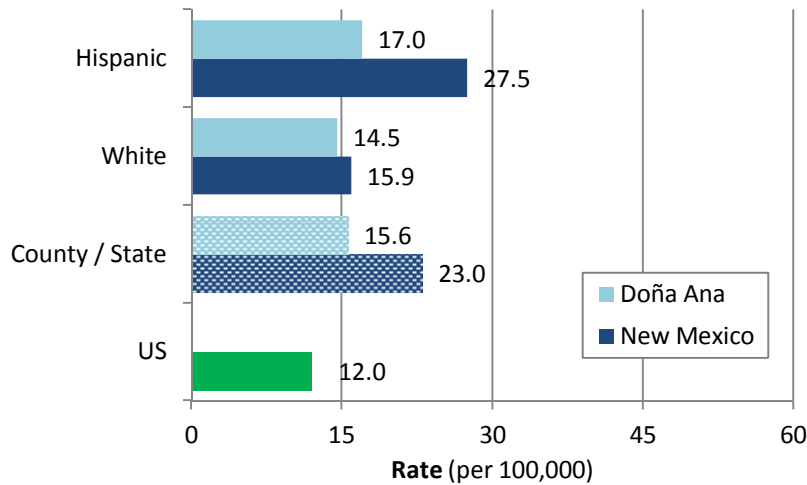
SOURCE: 2011 New Mexico Substance Abuse Epidemiology Profile

## ALCOHOL-RELATED CHRONIC DISEASE DEATH

Since 1996, New Mexico has had the first or second highest death rate from alcohol-related chronic disease in the nation, at 1.5 to 2 times the national rate. Behaviors that contribute to alcohol-related chronic disease include alcoholism and chronic heavy drinking. Alcohol-related chronic liver disease (CLD) is a progressive chronic disease in which liver cells are damaged and their capacity to regenerate is impaired. New Mexico has had the highest AR-CLD death rate in the nation since 1999 and CLD is the principle driver of high alcohol-related chronic disease death rates in the state (2011 New Mexico Substance Abuse Epidemiology Profile).

### Alcohol-Related Chronic Disease Death by Race/Ethnicity

NM BVRHS 2005-2009

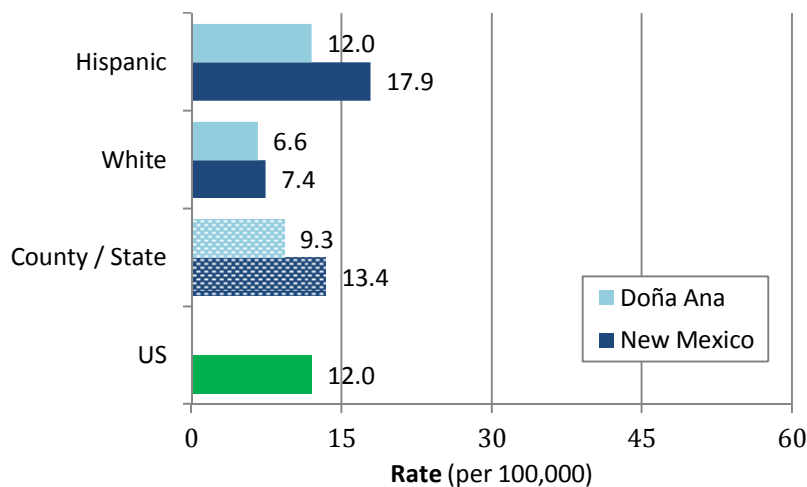


Doña Ana County has a lower alcohol-related chronic disease death rate (15.6) as the rest of the state (23).

SOURCE: 2011 New Mexico Substance Abuse Epidemiology Profile

### Alcohol-Related Chronic Liver Disease Death by Race/Ethnicity

NM BVRHS 2005-2009



Doña Ana County's overall chronic liver disease (CLD) death rate is slightly lower than the rest of the US.

Hispanics have the highest alcohol-related CLD death rate in Doña Ana County, and the state overall. At 27.5, it is 2.3 times higher than the rate for the US.

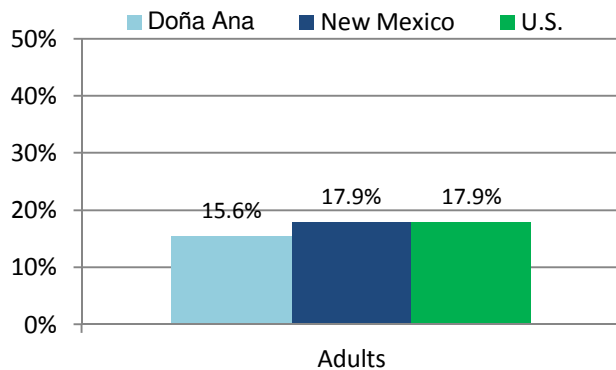
SOURCE: 2011 New Mexico Substance Abuse Epidemiology Profile

## CIGARETTE SMOKING & SMOKING RELATED DEATH

New Mexico has similar smoking patterns to the rest of the nation, and lower smoking related death rates. However, smoking related death rates in New Mexico are far higher than alcohol related death rates, chronic disease deaths and injuries. Smoking is linked with several chronic conditions, including chronic airway obstruction, lung cancer, ischemic heart disease, other heart disease and bronchitis and emphysema. Smoking takes a tremendous toll on the overall health of New Mexico residents as well as the health care systems in the state (2011 New Mexico Substance Abuse Epidemiology Profile).

### Cigarette Smoking (past 30 day)

NM BRFSS 2009

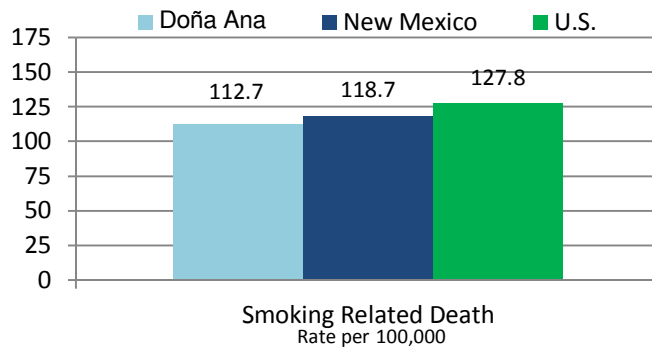


Adult smoking prevalence in Doña Ana County is only slightly lower than the state and nation.

SOURCE: 2011 New Mexico Substance Abuse Epidemiology Profile

### Smoking Related Death (rates per 100,000)

NM BVRHS 2005-2009



Doña Ana County has a lower smoking-related death rate than New Mexico and the rest of the US.

SOURCE: 2011 New Mexico Substance Abuse Epidemiology Profile

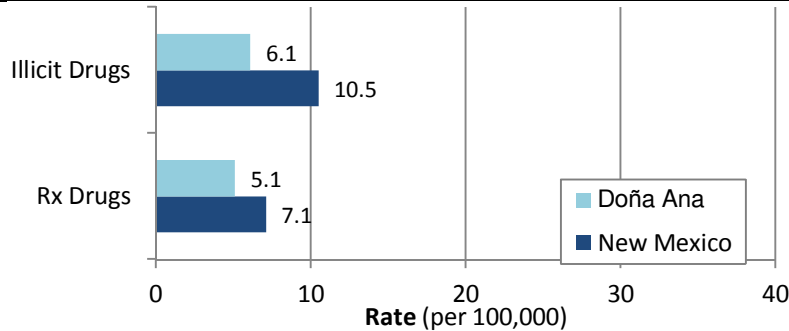
Smoking (past 30 day) and Smoking Related Death			NM BRFSS 2009 & NM BVRHS 2005-2009					
			White	Hispanic	American Indian	Black	Asian/Pacific Islander	TOTAL
Current Smoking (ADULTS)	Doña Ana County	Number	5,153	15,423	--	--	--	23,091
		Percent	10.3	18.3	--	--	--	15.6
	New Mexico	Number	116,501	100,881	28,574	5,915	2,815	266,069
		Percent	16.0%	18.3%	25.2%	24.0%	16.2%	17.9%
Smoking Related Death	Doña Ana County	Deaths	591	305	3	8	3	910
		Rates	139.7	86.5	--	--	--	112.7
	New Mexico	Deaths	7,445	2,714	347	169	49	10,724
		Rates	132.8	102.6	62.7	114.2	53.1	118.7

-- Indicates the data were excluded because there were fewer than 50 respondents, or fewer than 2 deaths per year, making rates unreliable

## DRUG-INDUCED DEATH

New Mexico has the highest drug-induced death rates in the nation. Drug use takes a large toll on New Mexico communities, including factors that contribute to crime and domestic violence. The largest subset of drug induced death, comprising more than 80% of all drug deaths in New Mexico, is **unintentional overdose** death. Overdose or poisoning (harmful effects of drugs from overdose or sensitivity) has become the leading unintentional injury death in New Mexico. The most common drug types causing death were heroin (38%), prescription opioid other than methadone (35%), cocaine (34%) and alcohol/drug combinations (27%) (2011 New Mexico Substance Abuse Epidemiology Profile).

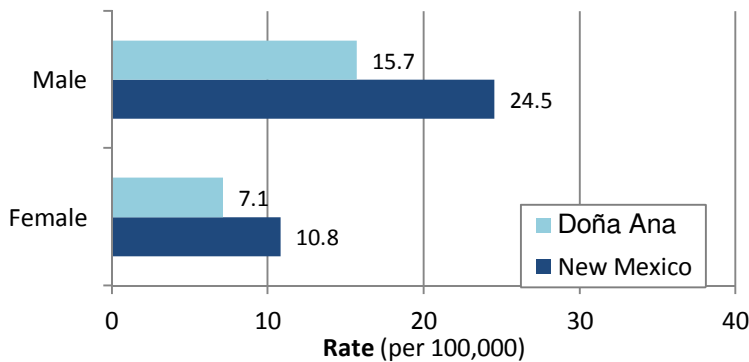
### Unintentional Drug Overdose Death (rate per 100,000) NM BVRHS 2005-2009



Unintentional drug death rates are lower in Doña Ana County than in New Mexico. Unintentional death rates from illicit drugs are 1.7 times higher for the entire state New Mexico than for Doña Ana.

SOURCE: 2011 New Mexico Substance Abuse Epidemiology Profile

### Unintentional Drug Overdose Death by Sex (rate per 100,000) NM BVRHS 2005-2009



Males in Doña Ana County are 2.2 times more likely to suffer a drug-induced death than females

SOURCE: 2011 New Mexico Substance Abuse Epidemiology Profile

### Drug-Induced Death Number & Rate by Ethnicity NM BRFSS 2005-2009

		White	Hispanic	American Indian	Black	Asian/Pacific Islander	TOTAL
<b>Doña Ana County</b>	Deaths	78	73	2	1	1	155
	Rate	23.2	12.8	--	--	--	16.1
<b>New Mexico</b>	Deaths	962	1,068	116	43	10	2,199
	Rate	20.4	25.9	10.4	16.1	5.5	21.4

### Unintentional Drug Overdoses Death Number & Rate by Sex NM BRFSS 2005-2009

		Sex		Drug Type		Total
		Male	Female	Illicit	Rx	
<b>Doña Ana County</b>	Deaths	72	36	58	50	108
	Rate	15.7	7.1	6.1	5.1	11.2
<b>New Mexico</b>	Deaths	1,237	568	1,066	746	1,812
	Rate	24.5	10.8	10.5	7.1	17.6

-- Indicates the data were excluded because there were fewer than 2 deaths per year, making rates unreliable

## YOUTH SUBSTANCE USE

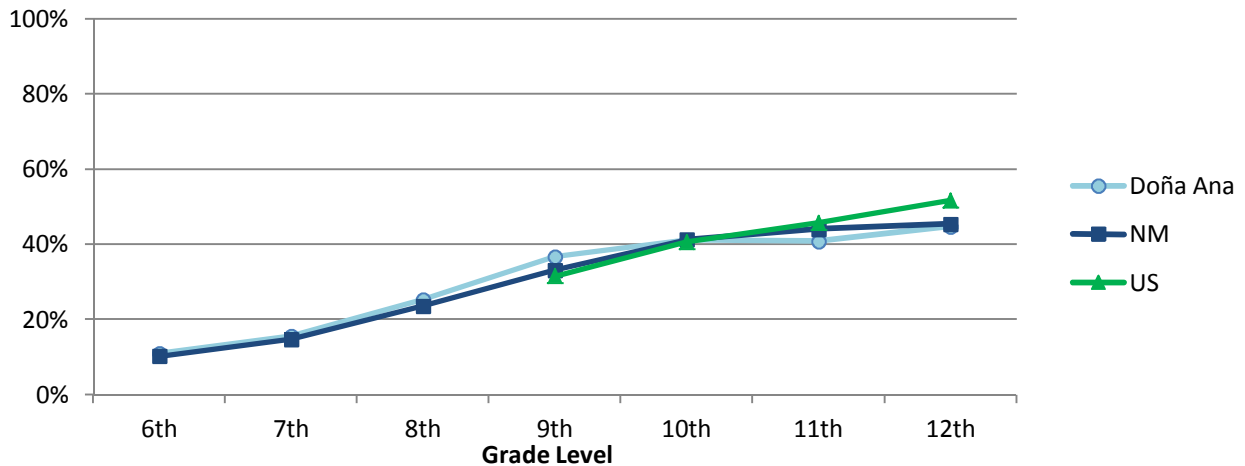
New Mexico has consistently led the nation in youth alcohol and drug use. According to the 2009 New Mexico High School Youth Risk and Resiliency Survey (YRRS) and National Youth Risk Behavior Surveillance Survey (YRBSS), New Mexico ranks **first in the nation** for the following measures:

- First drink before age 13
- Drank on school property
- Used marijuana before age 13
- Current marijuana use
- Used marijuana on school property
- Ever used cocaine
- Current cocaine use
- Ever used ecstasy
- Current cigar use

Early initiation (starting to use substances at an early age) is a big concern for New Mexico, because research shows that the earlier youth start drinking alcohol, the more likely they are to experience alcohol dependence and other negative consequences later in life (NSDUH Report 2004).

### Current Alcohol Use (past 30 day) Grades 6-12

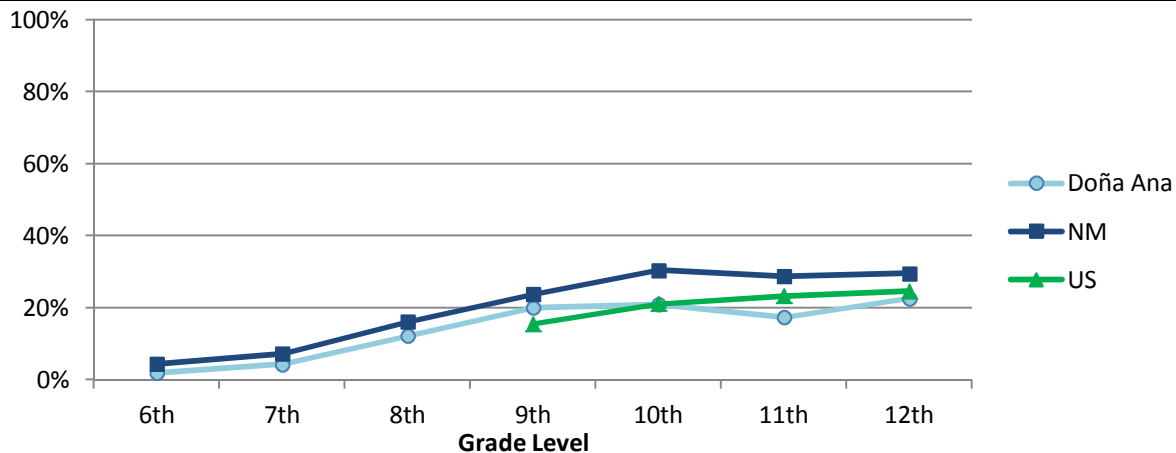
NM YRRS 2009



Current alcohol and marijuana use increases with age in Doña Ana County.

### Current Marijuana Use (past 30 day) Grades 6-12

NM YRRS 2009

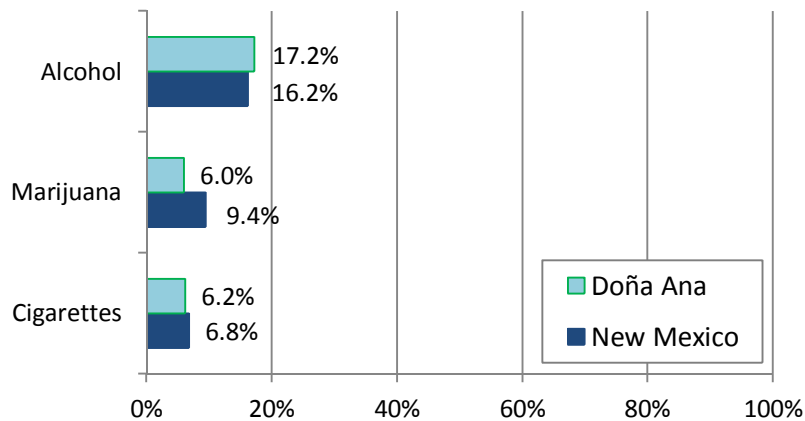


## YOUTH SUBSTANCE USE (Middle School)

Substance abuse prevention efforts aim to reach youth, families and communities before substance use becomes a problem. Since New Mexico youth start using substances at earlier ages than youth in the rest of the nation, it is important to look at middle school students' responses to questions about alcohol, tobacco and other drugs. New Mexico is one of the few states that collect this type of information at the middle school level; the national YRBSS only includes students in grades 9-12 so no national comparison is available.

### Youth Substance Use (past 30 day) Grades 6-8

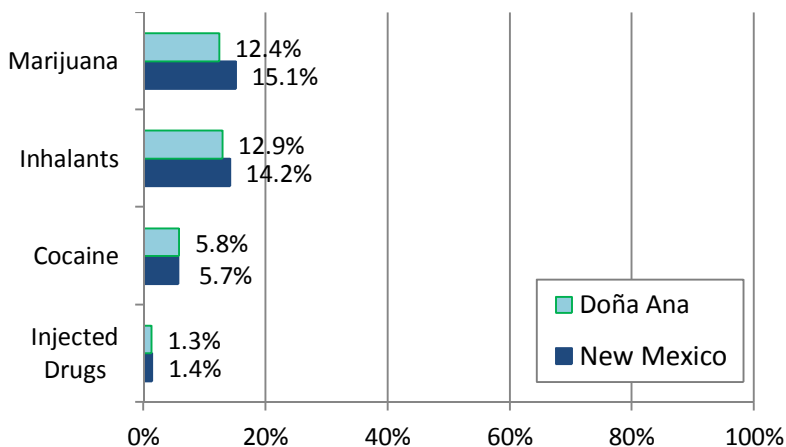
NM YRRS 2009



More Doña Ana County middle school students are using alcohol than cigarettes or marijuana in the past month.

### Youth Drug Use (lifetime/ever used) Grades 6-8

NM YRRS 2009



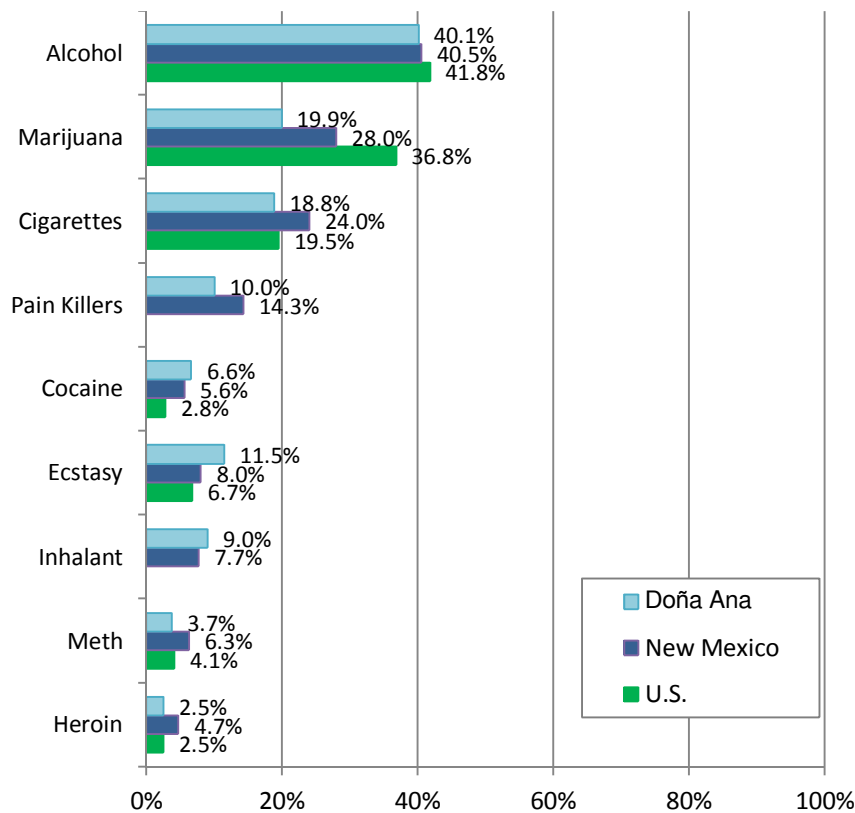
Doña Ana County middle school students report similar lifetime use of illegal substances as the rest of the state.

## YOUTH SUBSTANCE USE (High School)

The first graph shows the current substance use (within the past 30 days) of high school students. The second graph highlights binge drinking, which is drinking 5 or more alcohol beverages in one sitting for males, or drinking 4 or more alcoholic beverages in one sitting for females. This is a dangerous behavior that is associated with other risky behaviors such as drug use, driving after drinking and riding with a drinking driver. **According to the 2009 New Mexico YRRS, binge drinkers were also more likely than non-drinkers to report persistent feelings of sadness or hopelessness and attempt suicide.**

### Youth Substance Use (past 30 day) Grades 9-12

NM YRRS 2009



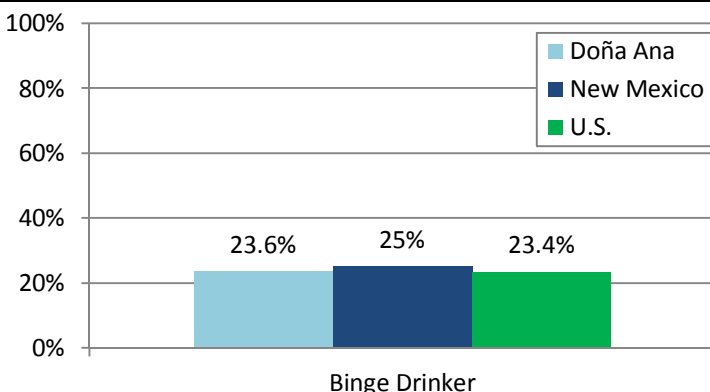
Doña Ana County youth use alcohol similarly to youth throughout the state but have lower prevalence of use for most other substances than the rest of the state, with the exceptions of cocaine, ecstasy and inhalants.

Compared to youth in the rest of the nation, Doña Ana County youth have a higher prevalence of ecstasy, cocaine and inhalant.

\*US percentages for Ecstasy, Inhalants, Meth, and Heroin are lifetime use (data not available for current/past 30 day use).

### Youth Binge Drinking (past 30 day) Grades 9-12

NM YRRS 2009



Doña Ana County high school students report a similar prevalence of binge drinking to the state and nation.

## YOUTH RISK & RESILIENCY MEASURES

Risk factors are those elements in a community that increase the likelihood of substance abuse and related problems. Resiliency or protective factors are characteristics that decrease the risk of substance abuse and their problems or consequences. Researchers have determined that the more resiliency and protective factors an individual person or community has, the more protected they are from those behaviors that are potentially damaging. Prevention programs seek to enhance resiliency/protective factors, and reverse, reduce, or buffer against the effects of risk factors. It is important to know there are many factors that influence whether a person engages in high risk behavior such as Alcohol, Tobacco, or Other Drug (ATOD) misuse and/or abuse. Comprehensive, evidence-based prevention strategies address risk and create protective factors for individuals, families, schools, and community.

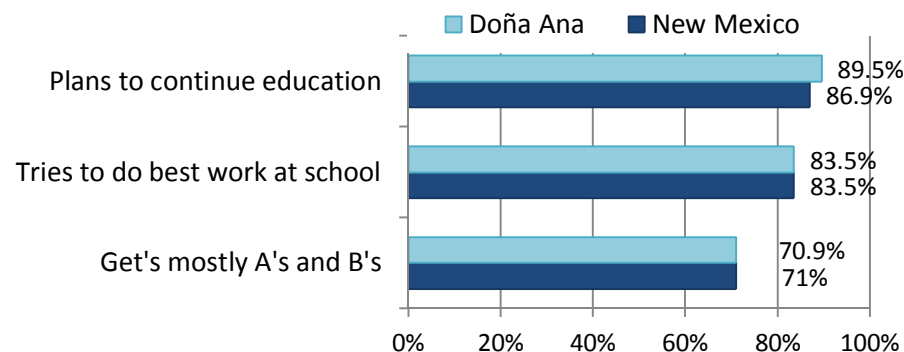
### NM Students *least* likely to use alcohol were students with the following resiliency factors:

- Those with high levels of caring and support from parents, teachers, and other adults in the community.
- Those who completed their homework and came prepared to class.
- Those who did not engage in violent behaviors.
- Those who did not engage in tobacco or drug use.

SOURCE: Alcohol-Related Behaviors Among New Mexican Youth, 2009 YRRS; [www.youthrisk.org](http://www.youthrisk.org)

### Youth Academics Grades 9-12

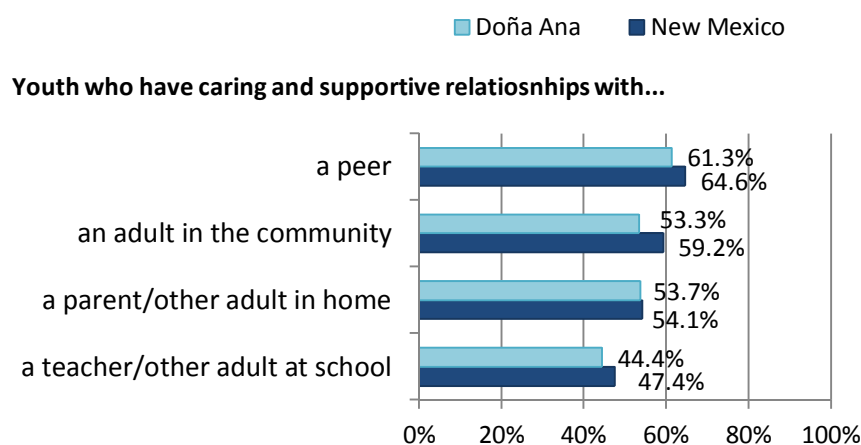
NM YRRS 2009



Doña Ana County youth exhibit strong resiliency factors related to academic success, and are very similar to the rest of New Mexico.

### Youth Caring & Supportive Relationships Grades 9-12

NM YRRS 2009



**It is a protective factor for youth to have caring and supportive relationships with peers and other adults.**

Doña Ana County youth exhibit strong resiliency factors related to having caring and supportive relationships with friends, in the community, in the home and at school.

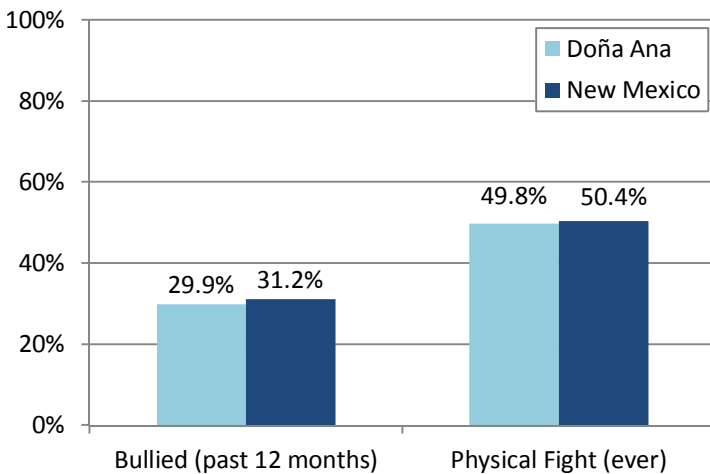


## YOUTH RISK & RESILIENCY (Continued)

Safety and violence are other factors related to delinquency and substance use among youth. Bullying is when 1 or more students tease, threaten, spread rumors about, hit, shove, or hurt another student over and over again. It is not bullying when 2 students of about the same strength or power argue or fight or tease each other in a friendly way. New Mexico 2009 YRRS data show associations between bullying and lower grades (6<sup>th</sup> graders are more likely to report being bullied than 12<sup>th</sup> graders), being American Indian, suicide attempts and sexual violence (SOURCE?).

### Middle School Violence (Grades 6-8)

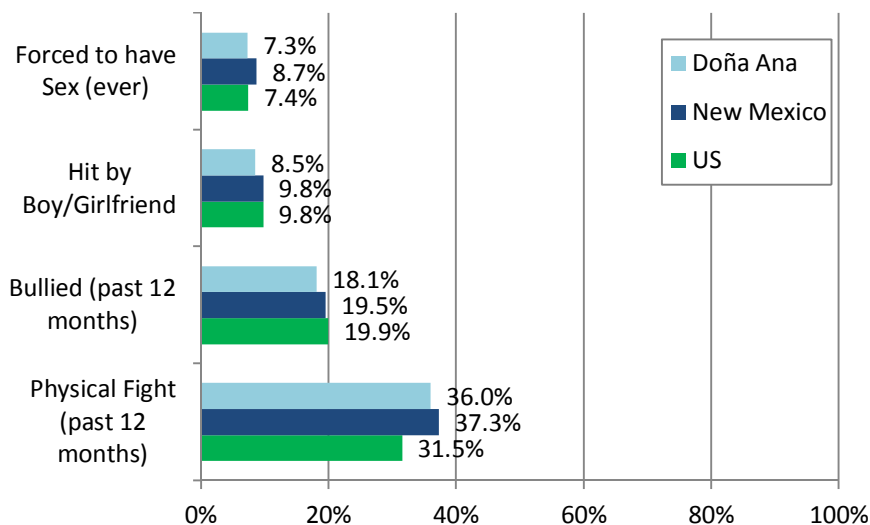
NM YRRS 2009



Middle School students in Doña Ana County are slightly less likely to have been bullied than other New Mexico students, and slightly less likely to have been in a physical fight.

### High School Violence (Grades 9-12)

NM YRRS 2009



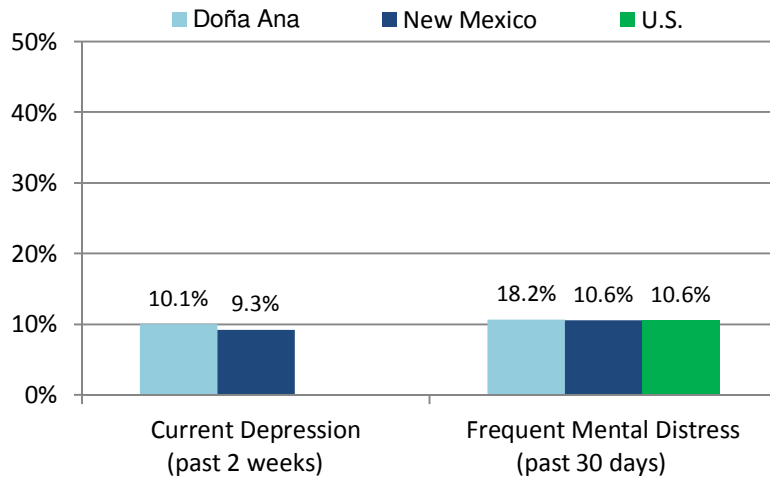
High School students in Doña Ana County are less likely than other high school students in New Mexico and the US to have been forced to have sex, been hit by a boy/girlfriend, or been bullied in the past 12 months, and slightly less likely than other high school students in the state to have been in a physical fight in the past 12 months.

## ADULT MENTAL HEALTH

Poor mental health is a serious and persistent public health concern in New Mexico communities. Depression is one of the most prevalent and treatable mental disorders in the state and is a risk factor for suicide and attempted suicide and is often associated with substance abuse. **In addition, depression has been associated with an increased prevalence of chronic medical conditions, such as heart disease, stroke, asthma, cancer, diabetes and obesity** (NM DOH Report 2008, T. Murphy).

### ADULT Depression and Frequent Mental Distress

BRFSS 2006

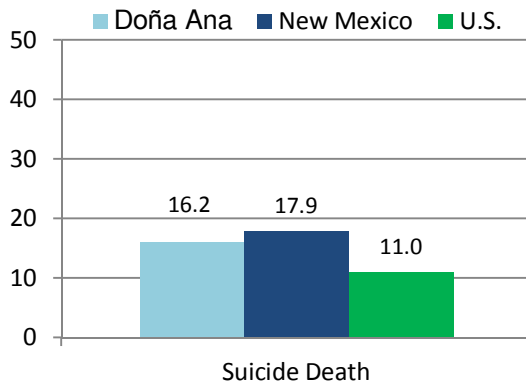


Doña Ana County residents (10.1%) have a similar prevalence of current depression as New Mexico residents overall (9.3%). Doña Ana County residents report a prevalence of frequent mental distress (10.7%) similar to the rest of New Mexico and the US (10.6%).

SOURCE: 2011 New Mexico Substance Abuse Epidemiology Profile

### ADULT Suicide Death (Rates per 100,000)

NM BVRHS 2005-2009



Doña Ana County residents have a lower rate of suicide deaths (16.2) than New Mexico residents (17.9) overall. The county rate is 1.5 times the U.S. rate for suicide death.

New Mexico's suicide rate has consistently been 1.5 to 1.9 times the U.S. rate since 1981, and has been in the top 5 states for almost all of those years as well.

SOURCE: 2011 New Mexico Substance Abuse Epidemiology Profile

Suicide Deaths and Rates by Race/Ethnicity		NM BVRHS 2005-2009					
		White	Hispanic	American Indian	Black	Asian/Pacific Islander	TOTAL
Doña Ana County	Deaths	98	55	0	2	2	157
	Rates	26.6	9.3	--	--	--	16.2
New Mexico	Deaths	1,032	583	204	28	11	1,858
	Rates	20.9	14.0	17.1	10.8	6.0	17.9

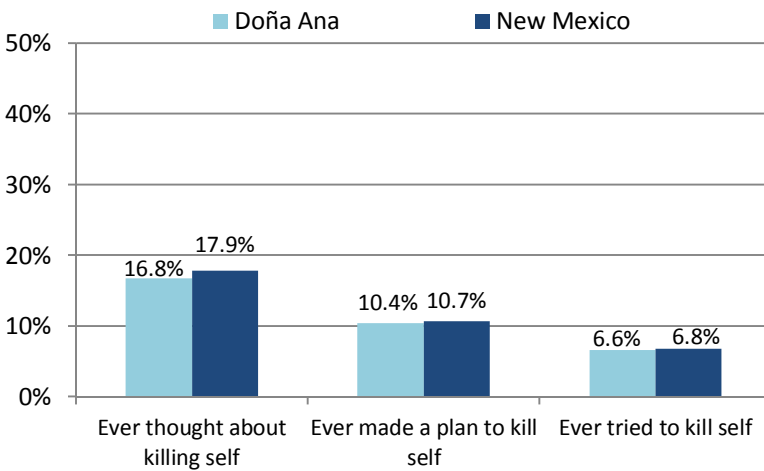
-- Indicates the data were excluded because there were fewer than 2 deaths per year, making rates unreliable

## YOUTH MENTAL HEALTH

Mental Health among youth in New Mexico has been among the worst in the nation since 2003. Mental health problems among youth are linked with substance use, poor academic performance and other risky behaviors, as well as overall health issues. 2009 YRRS data reveals that current alcohol drinkers and current binge drinkers were more likely to report persistent feelings of sadness or hopelessness and attempt suicide than non-drinkers. Persistent feelings of hopelessness or sadness, described as feeling sad or hopeless almost every day for two or more weeks so that regular activities were stopped, is a risk factor for depression (NMDOH 2009 YRRS).

### Middle School Mental Health (Grades 6-8)

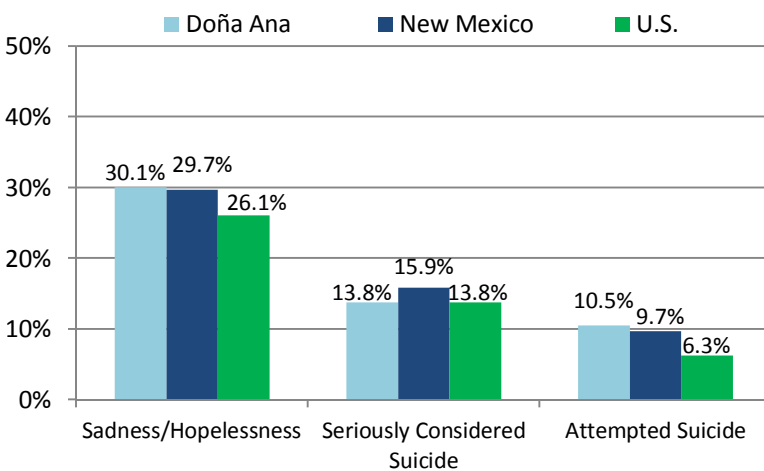
NM YRRS 2009



Doña Ana middle school students have similar prevalence of mental health issues as the rest of the state.

### High School Suicide Ideation & Attempts (Grade 9-12)

NM YRRS 2009



Doña Ana County youth have similar prevalence of persistent sadness and hopelessness, considered suicide and attempted suicide as other youth in New Mexico. However, with the exception of “seriously considered suicide” indicators are higher than the US prevalence.

## DATA SOURCES

New Mexico is fortunate to have a 2011 Statewide Substance Abuse Epidemiology Profile that has been compiled and updated through the statewide Strategic Prevention Framework State Incentive Grant and other funds. The 2011 Statewide Substance Abuse Epidemiology Profile was prepared by the New Mexico Department of Health Epidemiology and Response Division. That document provided the bulk of the data for this county profile, which was prepared by Coop Consulting, Inc. under the direction of the New Mexico Human Services Department Office of Substance Abuse Prevention and guidance of the Statewide Epidemiological & Outcomes Workgroup. It was supported by an award to the New Mexico Human Service Department Office of Substance Abuse Prevention from the federal Substance Abuse and Mental Health Services Administration.

### New Mexico Statewide Substance Abuse Epidemiological Profile 2011

Geographic Level: - Nation, State, County  
Link to Source: - <http://nmhealth.org/ERD/SubstanceAbuse/2011%20New%20Mexico%20Substance%20Abuse%20Epidemiology%20Profile.pdf>

### BRFSS Behavioral Risk Factor Surveillance Survey

Geographic Level: - Nation, State, some County  
Frequency: - Data collected and reported annually, this report contains data from 2006-2009  
Missing Values: - In order to capture population characteristics such as race/ethnicity, percentages are weighted to reflect the composition of the state. Accordingly, small values are omitted to avoid inaccurate representation of gender, age or racial groups.

Strengths: - Standardized and comparable across states  
- Trend data available since 1998

Weaknesses: - Land Line Telephone non-coverage  
- Non-response bias (bias is reduced by weighting)  
- Self-report/response bias

Link to Source: - <http://www.cdc.gov/brfss>  
- <http://ibis.health.state.nm.us/home/Welcome.html>

### YRRS Youth Risk and Resiliency Survey

Geographic Level: - Nation, State, County, School District, School  
Frequency: - Data are collected and reported every two years (on odd-numbered years)

Strengths: - Trend data available since 2001  
- Offers national comparisons  
- Data below the county level can be obtained

Weaknesses: - Data is self-reported  
- Captures only youth in school, not other youth who may be at higher risk

Link to Source: - [www.youthrisk.org](http://www.youthrisk.org)

## LIMITATIONS

This community level profile is based upon the data that were available for substance use/abuse, resiliency and consequences for New Mexico. Many gaps exist. Limitations include the use of national/state surveys which are not well known for asking questions or collecting data in culturally sensitive manners. The survey data that are used (BRFSS & YRRS) are self-reported and can reflect recall bias or social desirability response bias. Additionally, both of these surveys have limitations in regard to reach; the YRRS data are not available for every county, the BRFSS has very small sample sizes for American Indians and for some counties so that rates/percentages cannot always be determined. The New Mexico Statewide Epidemiological Workgroup wanted to include resiliency factors and data that reflect many of the unique strengths and protective factors in communities. Unfortunately, much of these data are non-existent or not published for public use in aggregate forms. Finally, there is a need for a cost study to determine the true cost of substance abuse in New Mexico. Despite these limitations, this profile can serve as a platform for addressing data gaps and for discussions about substance related issues in New Mexico communities.

## CONCLUSIONS

This county epidemiological profile reveals the great toll that substance abuse takes on New Mexico communities. New Mexico leads the nation in alcohol-related death and alcohol-related chronic disease as well as drug-induced death. During the past two decades New Mexico's drug-induced death rate has almost tripled. This is a trend that needs to change.

### **New Mexico cannot afford to lead the nation in substance related problems.**

Evidence based substance abuse prevention programs and initiatives that have used a public health approach have had a substantial impact on alcohol-related motor vehicle crash fatalities, reducing alcohol related motor vehicle fatalities by more than a third over a five-year period. The state could make similar progress in other areas if prevention were a significant priority within state and community systems.

Additionally, these data reveal the need to address the unique needs and disparities among minorities and other groups in New Mexico. The state and community groups need to improve access to high quality prevention services and increase cultural sensitivity to Hispanics and American Indians.

It is critical that our state and community systems address the overall health and wellbeing of individuals, families and communities. Research continues to reveal close ties between mental, physical and behavioral health. Our systems need to address the mental and emotional wellbeing of residents in order to have a positive impact on substance abuse problems and related chronic health conditions.